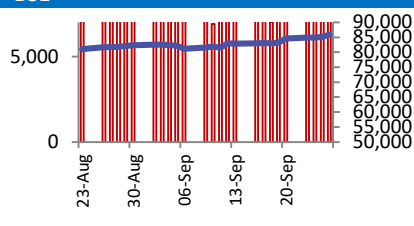
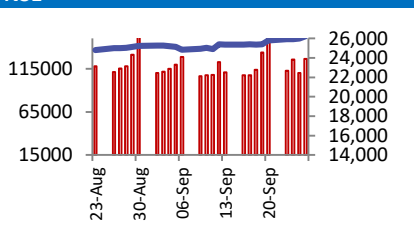


BSE		NSE																													
	<table border="1"> <tr><td>Open</td><td>85168</td></tr> <tr><td>High</td><td>85930</td></tr> <tr><td>Low</td><td>85107</td></tr> <tr><td>Close</td><td>85836</td></tr> <tr><td>Change</td><td>666</td></tr> <tr><td>Volume (Lacs)</td><td>8505</td></tr> <tr><td>Turnover (Rs.inCr)</td><td>11515</td></tr> </table>	Open	85168	High	85930	Low	85107	Close	85836	Change	666	Volume (Lacs)	8505	Turnover (Rs.inCr)	11515		<table border="1"> <tr><td>Open</td><td>26005</td></tr> <tr><td>High</td><td>26251</td></tr> <tr><td>Low</td><td>25998</td></tr> <tr><td>Close</td><td>26216</td></tr> <tr><td>Change</td><td>212</td></tr> <tr><td>Volume(Lacs)</td><td>49783</td></tr> <tr><td>Turnover(Rs.in Cr)</td><td>126555</td></tr> </table>	Open	26005	High	26251	Low	25998	Close	26216	Change	212	Volume(Lacs)	49783	Turnover(Rs.in Cr)	126555
Open	85168																														
High	85930																														
Low	85107																														
Close	85836																														
Change	666																														
Volume (Lacs)	8505																														
Turnover (Rs.inCr)	11515																														
Open	26005																														
High	26251																														
Low	25998																														
Close	26216																														
Change	212																														
Volume(Lacs)	49783																														
Turnover(Rs.in Cr)	126555																														

World Markets	Current	Previous	Pt. Chg	Var(%)
Dow	42175	41915	260	0.6%
Dow Futures	42532	42555	(23)	-0.1%
Nasdaq	18190	18082	108	0.6%
FTSE	8285	8269	16	0.2%
Nikkei	38965	38926	39	0.1%
Hang Seng	20380	19925	456	2.3%
Gift Nifty	26216	26035	181	0.7%
Straits Singapore	3570	3582	(12)	-0.3%
South Korea	2664	2672	(8)	-0.3%
Taiwan	22960	22859	101	0.4%
Shanghai	3031	3001	30	1.0%

Commodity Prices	Current	Previous	Pt. Chg	Var(%)
Copper (\$/MT)	10052	10081	(29.0)	-0.3%
Alumin (\$/MT)	2624	2612	12.5	0.5%
Zinc (\$/MT)	3087	3099	(12.5)	-0.4%
Brent Crude (\$/bbl)	71.3	71.6	(0.3)	-0.4%
Gold (\$/Ounce)	2669	2672	(3.5)	-0.1%
Silver (\$/Ounce)	31.8	32.0	(0.2)	-0.7%
Light Crude (\$/bbl)	67.4	67.7	(0.2)	-0.3%
N G (\$/mmbtu)	2.7	2.8	(0.0)	-1.1%
Sugar (\$/MT)	593.9	597.1	(3.2)	-0.5%
Rubber (Rs./kg)	228.5	228.0	0.5	0.2%
Baltic Dry Index	2091	2016	75.0	3.7%

Currency Exchange Rate	Current	Previous	Var(%)
Rs./\$ rate	83.64	83.60	0.05%
Rs./ Euro	93.21	93.51	-0.32%
Rs./Chinese Yuan	11.93	11.93	-0.01%
Yen /\$ rate	145.10	144.81	0.20%
\$ US/Euro	1.12	1.12	-0.07%

Dollar Index	Current	Previous	Var(%)
Dollar Index	105.26	105.28	-0.02%

Support/ Resistance Levels for Today		
	Nifty	Bank Nifty Fut
Support 1	26100	54300
Support 2	26000	54000
Resistance	26300	54770

Securities in Ban For Trade
Nil

### Market Review

**US:** US stocks advanced on Thursday as chipmaker Micron Technology's upbeat revenue forecast revived the frenzy around artificial intelligence (AI).

**Asia:** Markets in Japan, South Korea, and Australia extended their rally on Friday amid China's pledge to arrest decline of its real estate market and strong economic data from the US.

**India:** The NSE Nifty 50 and BSE Sensex extended their record run to the sixth session intraday on Thursday, led by gains in Maruti Suzuki India Ltd. and Mahindra & Mahindra Ltd. The benchmarks have been touching fresh highs since Sept. 19. The Nifty 50 ended 211.90 points, or 0.81% higher at 26,216.05, and the S&P BSE Sensex ended 666.25 points, or 0.78% higher at 85,836.12. Nifty settled at its highest closing level for the fifth straight session. **Market is expected to open on a flattish note and likely to witness range bound move during the day.**

**Global Economy:** Core inflation in Japan's capital matched the central bank's 2% target in September, data showed, a sign the economy is making progress in meeting the criteria for further interest rate hikes. While political and overseas economic uncertainties may prod the Bank of Japan to stand pat in October, the solid inflation reading will keep alive market expectations for another rate hike in December or early next year, analysts say.

U.S. economic growth accelerated in the second quarter amid strength in consumer spending, the government confirmed on Thursday. Gross domestic product increased at an unrevised 3.0% annualized rate last quarter, the Commerce Department's Bureau of Economic Analysis said in its third estimate of second-quarter GDP on Thursday. Economists polled by Reuters had forecast GDP would be unrevised at a 3.0% pace. Growth in the first quarter was revised up to a 1.6% rate from the previously reported 1.4% pace. The government revised the national accounts data from the first quarter of 2019 through the first quarter of 2024.

**Commodities:** Gold held its ground on Friday after hitting a record high in the previous session on mounting expectations of another big U.S. interest rate cut this year, while market participants awaited a key inflation report for further direction. Oil prices fell for a third day on Friday, on course to end the week lower, as investors focused on expectations of higher supplies from Libya and the broader OPEC+ group of oil exporters.

**Currency:** The dollar wobbled on Friday, poised for a fourth straight week of declines as investors weighed U.S. data to gauge the pace of interest rate cuts, while China's spree of stimulus measures kept risk-sensitive currencies aloft.

FII Derivative Transactions (Rs. Cr)

Contracts	Purchase		Sell		Net	Open Interest (OI)		OI (Previous day)		Change	
	Contract	Value	Contract	Value		Contract	Value	Contract	Value	Contract	Value
Index Future	172791	11537	166993	11062	475	562157	37891	694911	46227	(132754)	(8336)
Index Option	52561269	3496694	50821255	3385496	111198	4814877	340331	7511186	504480	(2696309)	(164149)
Stock Future	872941	70916	701856	57258	13658	4184788	342685	4292104	348971	(107316)	(6286)
Stock Option	235432	19039	255825	20927	(1888)	134687	10966	754168	61967	(619481)	(51001)
<b>Total</b>	<b>53842433</b>	<b>3598186</b>	<b>51945929</b>	<b>3474743</b>	<b>123443</b>	<b>9696509</b>	<b>731873</b>	<b>13252369</b>	<b>961645</b>	<b>(3555860)</b>	<b>(229772)</b>

FII All Activity-BBG (Rs Cr)	Buy	Sell	Net
19-Sep-24	18789	18378	411
20-Sep-24	60832	45651	15181
23-Sep-24	13965	11933	2032
24-Sep-24	22005	23460	(1454)
25-Sep-24	15769	16405	(637)
<b>Month to date- Sep</b>	<b>353281</b>	<b>305963</b>	<b>47318</b>
FII (Prov.) (Rs Cr)	Buy	Sell	Net
20-Sep-24	59452	45388	14064
23-Sep-24	12095	11690	404
24-Sep-24	20111	22896	(2784)
25-Sep-24	15087	16061	(974)
26-Sep-24	26421	25791	630
<b>Month to date-Sep</b>	<b>350077</b>	<b>326136</b>	<b>23941</b>
DII (Prov.) (Rs. Cr)	Buy	Sell	Net
20-Sep-24	16987	21415	(4427)
23-Sep-24	11666	10644	1023
24-Sep-24	15940	12071	3868
25-Sep-24	12899	11120	1779
26-Sep-24	15461	13056	2405
<b>Month to date-Sep</b>	<b>251036</b>	<b>232708</b>	<b>18328</b>
FII Debt - BBG (Rs. Cr)	Buy	Sell	Net
19-Sep-24	258	431	(173)
20-Sep-24	3331	844	2487
23-Sep-24	2672	864	1808
24-Sep-24	2106	1434	673
25-Sep-24	2791	1782	1009
<b>Month to date- Sep</b>	<b>42092</b>	<b>17977</b>	<b>24114</b>

Market Breadth	BSE		NSE	
	No.	%	No.	%
Advance	1643	40%	1157	41%
Decline	2343	57%	1606	57%
Unchanged	96	2%	46	2%

Market Turnover	26-Sep	25-Sep	Var (%)
BSE Cash	11515	9979	15%
NSE Cash	126555	109967	15%
NSE Futures	374717	356679	5%
NSE Options	42977091	56691387	-24%
Total (Rs.Cr)	43489877	57168012	-24%

Volatility Index	26-Sep	25-Sep
Volatility Index	12.00	12.74

Index PE - TTM	26-Sep	Yr. High	Yr. Low
Sensex	25.2	26.0	21.8
Nifty	24.4	28.8	20.3

Corporate News

**Adani Green Energy signs 50-50 joint venture pact with TotalEnergies**

Adani Green Energy Ltd (AGEL) on Thursday announced that it has completed signing a 50:50 joint venture (JV) with TotalEnergies. As part of the JV, TotalEnergies has invested USD 444 million in its subsidiary to acquire a 50 per cent stake in AGEL's solar projects located at the world's largest renewable energy plant in Khavda, Gujarat. (BS)

**Biocon Partners With Tabuk Pharma To Commercialise Its Diabetes Treatment Drug**

Biocon Ltd. announced on Thursday that it has signed a licensing and supply agreement with Tabuk Pharmaceuticals Manufacturing Co. to commercialise its GLP-1 products for treating diabetes and chronic weight management in specific countries of the Middle East. Under the agreement, Biocon will produce and develop the products, while Tabuk Pharmaceuticals will have the marketing authorisation rights and is responsible to register, import, and promote them in the region. (BQ)

Economy

**Vegetable prices surge as rains damage crops and roadways**

Vegetable prices have surged in the past one month as excessive rainfall in producing areas has damaged crops and roadways, said traders at Azadpur Mandi, Asia's largest vegetable and fruit wholesale market. Arrivals in the mandi have decreased for the past two weeks causing price rise, said Manoj Kumar, a vegetable trader at Azadpur Mandi. It comes in the wake of heavy rains in key producing states such as Maharashtra, Himachal Pradesh and Andhra Pradesh. (ET)

**Govt retains borrowing target, to raise Rs 6.61 lakh crore in H2 to fund revenue gap**

The Centre has retained its borrowing target for the current financial year and plans to raise Rs 6.61 lakh crore through auction of dated securities during October-March period of 2024-25 to fund the revenue gap to boost economic growth. (ET)

International

**Australia regulator reviews claims of Woolworths and Coles 'land banking'**

Australia's two dominant grocery chains have declared interests in more than 150 unrealised development sites, the antitrust regulator said, adding it was investigating whether "land banking" was hurting competition in the sector. (Inv)

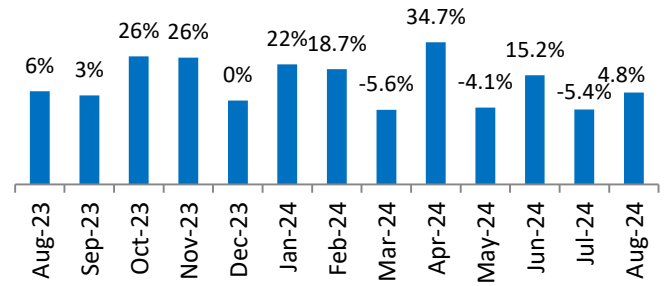
Top 5 Nifty Gainers	26-Sep	25-Sep	Var(%)
MARUTI	13384	12785	4.7%
GRASIM	2746	2662	3.1%
TATAMOTORS	993	964	3.1%
SHRIRAMFIN	3628	3524	3.0%
M&M	3181	3091	2.9%
Top 5 Nifty Losers	26-Sep	25-Sep	Var(%)
CIPLA	1622	1643	-1.3%
ONGC	295	299	-1.2%
LT	3762	3794	-0.8%
HEROMOTOCO	6051	6088	-0.6%
NTPC	435	436	-0.3%

BSE Index Watch	Last	1 day	1 wk	1 mth	1 yr
SENSEX	85836	0.8%	3.2%	5.0%	29.8%
MIDCAP	49349	0.0%	1.5%	0.9%	52.7%
SMLCAP	57052	-0.4%	1.3%	1.7%	52.2%
AUTO	61935	2.2%	6.0%	5.7%	67.9%
BANKEKX	61702	0.5%	2.7%	5.7%	23.2%
Capital Goods	73585	-0.6%	2.6%	0.2%	57.6%
FMCG	23973	0.8%	1.5%	4.4%	26.8%
Health Care	44128	-0.1%	1.1%	4.2%	57.2%
IT	42651	0.4%	0.5%	-0.1%	30.2%
METAL	33899	2.1%	8.0%	4.1%	48.5%
Oil & Gas	31096	0.4%	4.0%	-4.5%	64.2%
Power	8744	-0.3%	4.8%	5.8%	88.6%
Realty	8839	0.1%	5.9%	9.3%	93.1%

NSE USD Futures	26-Sep	25-Sep	Var (%)
Sept Expiry (Rs./\$)	83.69	83.62	0.1%
Oct Expiry (Rs./\$)	86.19	86.19	0.0%
Total Turnover (Rs. Crore)	10471	9497	10%

Sectors	TTM PE
Auto	34.58
Auto Ancillary	55.25
Banking	15.15
Engineering	44.72
Cement	87.41
Diamonds & Jewellery	53.18
Housing Finance	27.71
Infrastructure & Const	35.99
Metals-Aluminium	39.33
Metal – Steel	20.01
Oil Expl.	15.1
Pharma	11.33
Power – Gen. Supp.	46.49
Information Tech.	28.14
Sugar	24.92
Telecom Serv. Prov.	90.19
Tyres	28.42

**Hero Moto: Monthly Sales Volume Growth (YoY)**  
(Source: Company Data)



10 year G-Sec Yield	Current	Previous	Change
US	3.79%	3.80%	(1) bps
Japan	0.84%	0.83%	0 bps
India	6.72%	6.74%	(2) bps
UK	4.01%	3.99%	2 bps
Libor 3 Mths	4.90%	4.92%	(2) bps

Indian Eco Data	Current	Previous	Var(%)
Forex Reserve (US\$ in bn)	654	652	0.3%
Inflation - WPI	1.31%	2.04%	(73) bps
Inflation - CPI	3.65%	3.60%	5 bps

India GDP	Q1FY25	Q4FY24	Var(%)
Growth	6.70%	7.76%	(106)bps

Monetary Policy	Current	Previous	Change
Repo Rate	6.50%	6.50%	0 bps
Reverse Repo Rate	3.35%	3.35%	0 bps
CRR	4.50%	4.50%	0 bps
O/S Banking System Liquidity (Rs bn)	-65	-40	(25.4)

IIP Growth %	Jul-24	Jul-23	Apr-Feb
IIP	4.8	6.2	5.5
Mining	3.7	10.7	6.8
Manufacturing	4.6	5.3	4.5
Electricity	7.9	8.0	9.0



**Bulk Deal As On 26/09/24**

BSE

Security Code	Security Name	Client Name	Deal	Quantity	Price
512165	ABANSENT	GENESIS GRAND GENERAL TRADING L.L.C	B	200000	154
512165	ABANSENT	KANAIYA PROPERTIES PRIVATE LIMITED	S	200000	154
538351	AFEL	CHHAVI YADAV	S	89202	16.8
538351	AFEL	KAUSHAL HITESHBHAI PARIKH	S	150844	16.8
539115	ALAN SCOTT	SURESHKUMAR PUKHRAJ JAIN	B	19310	124.34
531381	ARIHANT	MONET SECURITIES PRIVATE LTD	B	706569	479.81
531381	ARIHANT	MULTIPLIER SHARE & STOCK ADVISORS PRIVATE LIMITED	B	50000	469
531381	ARIHANT	SIVASANKARAN JAYALAKSHMI	S	792000	478.65
513401	ASHIS	JINESH HARESH SHAH	B	70535	50.68
513422	BLOIN	EKANSH CONCEPTS LIMITED	S	850000	29
513422	BLOIN	GENESIS GRAND GENERAL TRADING L.L.C	B	850000	29
543543	BRRL	RAJITHA ANIL ABRAHAM	S	68000	300.42
543543	BRRL	TIRUPATI FINCORP LIMITED	S	2400	318.05
543543	BRRL	TIRUPATI FINCORP LIMITED	B	52000	306.45
534732	CASPAN	SUMATHI INFRATECH PRIVATE LIMITED	S	2709578	17.96
512379	CRESSAN	AG DYNAMIC FUNDS LIMITED	B	2200000	13.15
543899	CUBEINVIT	CUBE HIGHWAYS AND INFRASTRUCTURE II PTE.LTD.	S	11600000	120
539770	DARJEELING	MERU INVESTMENT FUND PCC-CELL 1	B	100000	12.58
539770	DARJEELING	MULTIPLIER SHARE & STOCK ADVISORS PRIVATE LIMITED	S	34570	12.69
539770	DARJEELING	PHOOL DEVI GHOSAL	S	97922	12.24
539770	DARJEELING	SATISH SOMANI	B	20000	12.24
539559	DDIL	BHAVISHYA ECOMMERCE PRIVATE LIMITED	S	1025243	10.66
539559	DDIL	BHAVISHYA ECOMMERCE PRIVATE LIMITED	S	356466	10.64
539559	DDIL	BHAVISHYA ECOMMERCE PRIVATE LIMITED	B	572729	10.33
539559	DDIL	YMD FINANCIAL CONSULTANCY PRIVATE LIMITED	B	384390	10.64
543516	DHYAANITR	ANILBHASKARREDDYPASAM	S	28000	22.5
543516	DHYAANITR	BAGHELANURADHA	B	22400	23.54
543516	DHYAANITR	BHAVIN INDRAJIT PARIKH	S	100800	26.28
543516	DHYAANITR	BHAVIN INDRAJIT PARIKH	B	100800	22.5
543516	DHYAANITR	DIPTIBEN MUKESHBHAI PATEL	S	42000	23.62
543516	DHYAANITR	DIPTIBEN MUKESHBHAI PATEL	B	19600	23.76
543516	DHYAANITR	KRISHNA TRADE FINANCE	S	501200	24.78
543516	DHYAANITR	KRISHNA TRADE FINANCE	B	526400	25.6
543516	DHYAANITR	LAJJA BHAVIN PARIKH	B	28000	26.71
543516	DHYAANITR	LAXMAN HARKISHAN NARANG	S	56000	24.84
543516	DHYAANITR	POOJA KOCHAR	S	109200	26.02
543516	DHYAANITR	POOJA KOCHAR	B	190400	26.01
543516	DHYAANITR	POONAM P JAIN	B	28000	22.65
543516	DHYAANITR	SHIV SHAKTI TRADING COMPANY	S	81200	23.45
543516	DHYAANITR	SUVOJIT SARKAR	B	28000	24.28
543516	DHYAANITR	SUVOJIT SARKAR	S	28000	24.38
543516	DHYAANITR	TAPAN JAIN HUF	S	30800	26.69
543516	DHYAANITR	USHA NAVANIT PATEL	B	75600	24.3
543516	DHYAANITR	USHA RANI	S	36400	25.22
543516	DHYAANITR	VIKAS CHAUDHARY (HUF)	S	28000	26.01
543516	DHYAANITR	VIKAS CHAUDHARY (HUF)	B	33600	26.71
543516	DHYAANITR	VINAY KUMAR TEKRIWAL	B	22400	24.53
543516	DHYAANITR	VINAY KUMAR TEKRIWAL HUF	B	25200	25.83
540455	ESCORP	BLACKBERRY SAREES PRIVATE LIMITED	S	99750	62

540455	ESCORP	VENKATESHWARA INDUSTRIAL PROMOTION CO LIMITED	S	116375	62
543663	FIVESTAR	BAYERNINVEST KVG MBH ON BEHALF OF ERI-BAYERNINVEST-FONDS AKTIEN ASIEN	B	10004	800.5
543663	FIVESTAR	BORDER TO COAST EMERGING MARKETS EQUITY ALPHA FUND	B	27061	800.5
543663	FIVESTAR	BORDER TO COAST GLOBAL EQUITY ALPHA FUND	B	17101	800.5
543663	FIVESTAR	DANSKE INVEST SICAV - GLOBAL EMERGING MARKETS	B	13775	800.5
543663	FIVESTAR	DRAGON PEACOCK INVESTMENTS LIMITED	B	477468	800.5
543663	FIVESTAR	EASTSPRING INVESTMENTS - ASIA OPPORTUNITIES EQUITY FUND	B	351599	800.5
543663	FIVESTAR	EASTSPRING INVESTMENTS INDIA EQUITY OPEN LIMITED	B	2487728	800.5
543663	FIVESTAR	EASTSPRING INVESTMENTS INDIA EQUITY OPEN LIMITED	B	2487728	800.5
543663	FIVESTAR	EMPLOYEES PROVIDENT FUND	B	740864	800.5
543663	FIVESTAR	EMPLOYEES PROVIDENT FUND	B	198454	800.5
543663	FIVESTAR	G S A MGT LP-A DEV OF G S CO A/C G S FDS SICAV-G S GLO MKTS EQ PORT	B	189666	800.5
543663	FIVESTAR	GOLDMAN SACHS ASS MGT,LP A/C GOLDMAN SACHS SICAV-GOLDMAN SACHS ASIA PORT	B	15567	800.5
543663	FIVESTAR	GOLDMAN SACHS ASSET MANAGMENT-A/C GOLDMAN SACHS EMERGING MKT. EQUITY FUND	B	150436	800.5
543663	FIVESTAR	GOLDMAN SACHS COLLECTIVE TRUST - EMERGING MARKETS EQUITY EX. CHINA FUND	B	82435	800.5
543663	FIVESTAR	GOLDMAN SACHS COLLECTIVE TRUST - EMERGING MARKETS EQUITY FUND	B	36343	800.5
543663	FIVESTAR	GOLDMAN SACHS FUNDS - GOLDMAN SACHS INDIA EQUITY PORTFOLIO	B	709804	800.5
543663	FIVESTAR	GOLDMAN SACHS TRUST - GOLDMAN SACHS EMERGING MARKETS EQUITY EX. CHINA FUND	B	832	800.5
543663	FIVESTAR	GREATER INDIA PORTFOLIO	B	40012	800.5
543663	FIVESTAR	GREAT-WEST EMERGING MARKETS EQUITY FUND	B	37235	800.5
543663	FIVESTAR	GS INDIA EQUITY	B	21077	800.5
543663	FIVESTAR	GSF - GS EMERGING MARKETS EX-CHINA EQUITY PORTFOLIO	B	394	800.5
543663	FIVESTAR	GUIDESTONE FUNDS EMERGING MARKETS EQUITY FUND	B	4877	800.5
543663	FIVESTAR	HDFC MUTUAL FUND	B	834949	800.5
543663	FIVESTAR	HDFC MUTUAL FUND	B	417474	800.5
543663	FIVESTAR	INTERNATIONAL OPPORTUNITIES FUNDS - DRAGON PEACOCK	B	339937	800.5
543663	FIVESTAR	INTERNATIONAL OPPORTUNITIES FUNDS ASIAN EQUITY INCOME	B	384725	800.5
543663	FIVESTAR	INVESCO MUTUAL FUND	B	626211	800.5
543663	FIVESTAR	INVESTERINGSFORENINGEN DANSKE INVEST NYE MARKEDER AKKUMULERENDE KL	B	15399	800.5
543663	FIVESTAR	INVESTERINGSFORENINGEN DANSKE INVEST NYE MARKEDER KL	B	34531	800.5
543663	FIVESTAR	INVESTERINGSFORENINGEN DANSKE INVEST NYE MARKEDER SMALL CAP KL	B	1138	800.5
543663	FIVESTAR	KIM PRIVATE PRIME GLOBAL EMERGING EQUITY MASTER INVESTMENT TRUST 2	B	2728	800.5
543663	FIVESTAR	M&G FUNDS (1) GSAM GLOBAL EMERGING MARKETS EQUITY FUND	B	47681	800.5
543663	FIVESTAR	MANSI SHARE & STOCK ADVISORS PRIVATE LIMITED	B	2019552	802.52
543663	FIVESTAR	MANSI SHARE & STOCK ADVISORS PRIVATE LIMITED	S	725140	804.87
543663	FIVESTAR	MAX LIFE INSURANCE COMPANY LIMITED	B	1683257	800.5
543663	FIVESTAR	MAX LIFE INSURANCE COMPANY LIMITED	B	37573	800.5
543663	FIVESTAR	MAX LIFE INSURANCE COMPANY LIMITED	B	2505	800.5
543663	FIVESTAR	MAX LIFE INSURANCE COMPANY LIMITED	B	219174	800.5
543663	FIVESTAR	MAX LIFE INSURANCE COMPANY LIMITED	B	38825	800.5

543663	FIVESTAR	MAX LIFE INSURANCE COMPANY LIMITED	B	1683257	800.5
543663	FIVESTAR	MAX NEW YORK LIFE INSURANCE CO LTD	B	1752141	800.5
543663	FIVESTAR	MAX NEW YORK LIFE INSURANCE CO LTD	B	394513	800.5
543663	FIVESTAR	MAX NEW YORK LIFE INSURANCE CO LTD	B	87670	800.5
543663	FIVESTAR	MAX NEW YORK LIFE INSURANCE CO LTD	B	1752141	800.5
543663	FIVESTAR	MAX NEW YORK LIFE INSURANCE CO LTD	B	37573	800.5
543663	FIVESTAR	MAX NEW YORK LIFE INSURANCE CO LTD	B	30058	800.5
543663	FIVESTAR	MAX NEW YORK LIFE INSURANCE CO LTD	B	37573	800.5
543663	FIVESTAR	MAX NEW YORK LIFE INSURANCE CO LTD	B	62621	800.5
543663	FIVESTAR	MEDIOLANUM BEST BRANDS - MEDIOLANUM INDIA OPPORTUNITIES	B	48873	800.5
543663	FIVESTAR	MORGAN STANLEY ASIA SINGAPORE PTE	B	313105	800.5
543663	FIVESTAR	MORGAN STANLEY ASIA SINGAPORE PTE	B	760373	800.5
543663	FIVESTAR	NEW YORK STATE TEACHERS RETIREMENT SYSTEM	B	18400	800.5
543663	FIVESTAR	NOMURA FUNDS IRELAND PLC NOMURA FUNDS IRELAND INDIA EQUITY FUND	B	2087372	800.5
543663	FIVESTAR	NOMURA FUNDS IRELAND PLC NOMURA FUNDS IRELAND INDIA EQUITY FUND	B	2087372	800.5
543663	FIVESTAR	NOMURA INDIA INVESTMENT FUND MOTHER FUND	B	7305804	800.5
543663	FIVESTAR	NOMURA INDIA INVESTMENT FUND MOTHER FUND	B	7305804	800.5
543663	FIVESTAR	NORWEST VENTURE PARTNERS X MAURITIUS	S	8046668	800.5
543663	FIVESTAR	NORWEST VENTURE PARTNERS X MAURITIUS	S	8046668	800.5
543663	FIVESTAR	PCA ASIA OCEANIA HIGH DIVIDEND EQUITY MOTHER FUND	B	624781	800.5
543663	FIVESTAR	PEAK XV PARTNERS GROWTH INVESTMENTS III	S	5876345	801.41
543663	FIVESTAR	PEAK XV PARTNERS INVESTMENTS V	S	3247399	808.05
543663	FIVESTAR	PRUDENTIAL ASSURANCE COMPANY SINGAPORE PTE LIMITED	B	605046	800.5
543663	FIVESTAR	PRUDENTIAL HONG KONG LIMITED	B	1199571	800.5
543663	FIVESTAR	SBI LIFE INSURANCE COMPANY LIMITED	B	81200	800.5
543663	FIVESTAR	SBI LIFE INSURANCE COMPANY LIMITED	B	37500	800.5
543663	FIVESTAR	SBI LIFE INSURANCE COMPANY LIMITED	B	62500	800.5
543663	FIVESTAR	SBI LIFE INSURANCE COMPANY LIMITED	B	187400	800.5
543663	FIVESTAR	SBI LIFE INSURANCE COMPANY LIMITED	B	12500	800.5
543663	FIVESTAR	SBI LIFE INSURANCE COMPANY LIMITED	B	37500	800.5
543663	FIVESTAR	SBI LIFE INSURANCE COMPANY LTD	B	922029	800.5
543663	FIVESTAR	SBI LIFE INSURANCE COMPANY LTD	B	224900	800.5
543663	FIVESTAR	SEQUOIA CAPITAL GLOBAL GROWTH FUND III - ENDURANCE PARTNERS,L.P.	S	5413284	801.42
543663	FIVESTAR	SOCIETE GENERALE	B	626211	800.5
543663	FIVESTAR	TARA EMERGING ASIA LIQUID FUND	B	15400	800.5
543663	FIVESTAR	TARA EMERGING ASIA LIQUID FUND	B	96737	800.5
543663	FIVESTAR	TARA EMERGING ASIA LIQUID FUND	B	96600	800.5
543663	FIVESTAR	THE PUBLIC INSTITUTION FOR SOCIAL SECURITY	B	40160	800.5
543663	FIVESTAR	TPG ASIA VII SF PTE LTD	S	20058282	800.5
543663	FIVESTAR	TPG ASIA VII SF PTE LTD	S	20058282	800.5
540936	GGL	GAUTAM PRAVINCHANDRA SHETH	S	321939	8.5
539013	GITARENEW	F3 ADVISORS PRIVATE LIMITED	S	22878	197.5
539013	GITARENEW	F3 ADVISORS PRIVATE LIMITED	B	22878	197.5
513536	GNRL	CLEAR WATER COMMODITIES PRIVATE LIMITED	S	895000	21.79
513536	GNRL	DKL BROKING & INFRA LLP	B	1719619	21.75
513536	GNRL	TARAASH PHARMA LLP	S	800000	21.7
513309	GOLKONDA	DIPTI CHETAN SHAH	S	30000	13.83
513309	GOLKONDA	SUMANCHEPURI	B	33423	13.84
538567	GULFOILLUB	ADITYA BIRLA SUN LIFE INSURANCE COMPANY LIMITED	B	925000	1351
538567	GULFOILLUB	ADITYA BIRLA SUN LIFE INSURANCE COMPANY LIMITED	B	925000	1351
538567	GULFOILLUB	AXIS SECURITIES LIMITED	B	210000	1351
538567	GULFOILLUB	BARODA BNP PARIBAS MUTUAL FUND	B	200000	1351
538567	GULFOILLUB	GULF OIL INTERNATIONAL MAURITIUS INC	S	2065494	1352.06
538567	GULFOILLUB	GULF OIL INTERNATIONAL MAURITIUS INC	S	78000	1351

538567	GULFOILLUB	GULF OIL INTERNATIONAL MAURITIUS INC	S	93000	1351
538567	GULFOILLUB	GULF OIL INTERNATIONAL MAURITIUS INC	S	148000	1351
538567	GULFOILLUB	GULF OIL INTERNATIONAL MAURITIUS INC	S	200000	1351
538567	GULFOILLUB	GULF OIL INTERNATIONAL MAURITIUS INC	S	210000	1351
538567	GULFOILLUB	GULF OIL INTERNATIONAL MAURITIUS INC	S	296000	1351
538567	GULFOILLUB	GULF OIL INTERNATIONAL MAURITIUS INC	S	925000	1351
538567	GULFOILLUB	ITI MUTUAL FUND	B	296000	1351
538567	GULFOILLUB	ITI MUTUAL FUND	B	296000	1351
538567	GULFOILLUB	JM FINANCIAL MUTUAL FUND	B	148000	1351
538567	GULFOILLUB	SOCIETE GENERALE	B	93000	1351
538567	GULFOILLUB	UTI MUTUAL FUND	B	78000	1351
505336	HARSHILAGR	TATTVAM KANUBHAI PATEL	S	74500	74.76
505336	HARSHILAGR	VAKANDA SERVICES PRIVATE LIMITED	B	58500	74.76
509895	HINDMILL	VIKAS MEHRA	B	19400	230
509895	HINDMILL	YOGESH UTTAMLAL MEHTA	S	23640	230.38
539692	IFINSER	ALPESHBHAI RASIKLAL SHAH	B	24692	37.79
539175	INDRAIND	DIVYA KANDA	B	35000	10.07
539175	INDRAIND	N L RUNGTA (HUF)	S	64000	10.08
539175	INDRAIND	SAVAN RAJENDRAKUMAR PATEL	B	65001	10.09
523467	JAIMATAG	GROWMORE PROPERTIES PVT LTD	S	733773	3.93
542924	JANUSCORP	AMITKUMAR	S	112000	10.02
542924	JANUSCORP	ARVINDBHAI SHAH CHIRAGBHAI	B	98000	10.02
542924	JANUSCORP	CREATEROI FINANCIAL CONSULTANCY PRIVATE LIMITED.	S	70000	10.02
544221	KIZI	BONANZA PORTFOLIO LIMITED	S	30000	36.81
544221	KIZI	BONANZA PORTFOLIO LIMITED	B	54000	36.81
539841	LANCER	NARSHI HAMIRBHAI DANGODRA	S	1409702	36.27
539841	LANCER	NARSHI HAMIRBHAI DANGODRA	B	1409702	36.31
539841	LANCER	PARVESH SAHIB SINGH	S	1571461	35.66
504378	NYSSACORP	PARESH GUNVANTBHAI PATEL	S	324552	16.15
504378	NYSSACORP	RAVINDRAKUMAR VINAYKUMAR RUIA	S	644000	16.15
504378	NYSSACORP	SAVAN RAJENDRAKUMAR PATEL	S	305332	16.15
504378	NYSSACORP	SAVAN RAJENDRAKUMAR PATEL	B	63661	16.13
504378	NYSSACORP	SHAILJA RAVINDRAKUMAR RUIA	S	1300000	16.15
514330	ONEGLOBAL	NEXPACT LIMITED	B	74978	169.13
514330	ONEGLOBAL	PIYUSH SECURITIES PVT LTD	S	50000	170.75
530095	PRADHIN	MAHESH KUMAR	B	38714	44.79
526490	PRATIK	MNM STOCK BROKING PVT. LTD.	B	500000	6.02
512591	PULSRIN	MUKESHKUMAR NATHAJI THAKOR	S	506000	15.95
541601	RAJNISH	NIRAJ RAJNIKANT SHAH	B	5772711	3.76
541634	RAWEDGE	APPU FINANCIAL SERVICES LTD	S	129500	40.79
541634	RAWEDGE	BALA BIMALKUMAR BANSAL	B	60277	40.55
543285	RCAN	INVENTURE GROWTH & SECURITIES LTD.	B	35000	687.74
543285	RCAN	TIRUPATI FINCORP LIMITED	B	30000	667.3
540175	REGENCY	MADHURI HOLDINGS LIMITED	B	768800	22.35
540175	REGENCY	NISCHAY MARWHA	S	650000	22.34
519191	RGRL	JABBAR SALIM SHAIKH	S	50000	9.14
543366	SBLI	MANISHABEN KOLI	S	6000	39.27
543366	SBLI	SKSE SECURITIES LIMITED CORP CM/TM PROP A/C	S	4800	40.01
531797	SCANPRO	ANUJ GUPTA	B	20507	61.38
531797	SCANPRO	CHANDERPUR INDUSTRIES PRIVATE LIMITED	S	29500	61.42
538875	SELLWIN	VISHAL CHINUBHAI SUTHAR HUF	B	200000	25.14
543515	SEML	DIPSINH RANJITSINH SOLANKI	S	153000	40.1
541112	SHREESHAY	INVESTINO VENTURE LLP .	S	252000	49.21
543536	SILVERPRL	SHILPA BAID	B	40000	10.45
542034	SMGOLD	PRUDHVI PEELA	S	94200	38.76
540914	SRUSTEELS	AAGAM KEYURBHAI DAGLI	B	200000	9.97
540914	SRUSTEELS	F3 ADVISORS PRIVATE LIMITED	S	100000	9.61



540914	SRUSTEELS	F3 ADVISORS PRIVATE LIMITED	B	100000	10
540914	SRUSTEELS	HARSHALBHAUSAHEBSATAV	S	108005	10
540914	SRUSTEELS	HARSHALBHAUSAHEBSATAV	B	43797	9.61
540914	SRUSTEELS	SETU SECURITIES PVT. LTD.	S	150000	9.78
540914	SRUSTEELS	SYLPH TECHNOLOGIES LIMITED	S	283135	10.08
543745	SVS	YELLOWSTONE VENTURES LLP	S	126000	19.63
543914	SWATIPRO	NAND KISHORE LADHA	S	133401	196.45
539278	SYMBIOX	JAIPRAKASH OVERSEAS FINANCE LIMITED	B	191090	3.59
544214	THREEMPAPE	NEXT ORBIT GROWTH FUND III	S	120000	61
544242	TRAVELS	KALPALABDHI SECURITIES PRIVATE LIMITED	B	57000	133.15
544242	TRAVELS	SOHAM FINCARE INDIA LLP	S	93000	129.05
544242	TRAVELS	SOHAM FINCARE INDIA LLP	B	93000	128.13
537582	UNISHIRE	SHRISHTI AGRAWAL	B	150000	3.68
530521	VIRAT	JUZAR FERAZ BASRAI	S	30000	271.95
508494	WARRENTEA	ARYAN MINING & TRADING CORPN PRIVATE LIMITED	B	251000	62.88
508494	WARRENTEA	PRADEEP KUMAR SARAF	S	250000	62.88
538382	WESTLEIRES	VIPUL JAYANTILAL MODI	S	17695	181.45

NSE

Security Code	Security Name	Client Name	Deal	Quantity	Price
ABIN-RE	A B Infrabuild Limited	B.W.TRADERS	SELL	51000	54.24
ABIN-RE	A B Infrabuild Limited	TOUCHLINE SECURITIES PRIVATE LIMITED	BUY	30000	54.2
AERON	Aeron Composite Limited	FINAVENUE GROWTH FUND	SELL	102000	153.12
AMRUTANJAN	Amrutajan Health Ltd	ICICI PRUDENTIAL MUTUAL FUND	BUY	650000	760
AMRUTANJAN	Amrutajan Health Ltd	NAGESWARAMMA PRIVATE TRUST	SELL	832725	760.08
ATAM	Atam Valves Limited	EMPOWER TRADEX PRIVATE LIMITED	SELL	60000	156.84
BCLIND	BCL Industries Limited	RAJINDER MITTAL	SELL	2500000	59
BGREENERGY	BGR Energy Systems Ltd	NARMADA APPLIANCES PRIVATE LIMITED	BUY	449195	49.91
BOSS	Boss Packaging Solu Ltd	B N RATHI COMTRADE PRIVATE LIMITED	SELL	28000	71.16
CREATIVE	Creative Newtech Limited	JAINAM BROKING LIMITED	SELL	76758	842
CREATIVE	Creative Newtech Limited	SETU SECURITIES PRIVATE LIMITED	BUY	76758	842
DENEERS	De Neers Tools Limited	DEEPALI GUPTA	BUY	167400	235.11
DENEERS	De Neers Tools Limited	KANAV GUPTA	SELL	90000	236.38
DENEERS	De Neers Tools Limited	SHILPY AGGARWAL	SELL	222000	235.13
ENVIRO	Envirotech Systems Ltd	ADITYA RASHMIKANT DHARIA	BUY	150000	123.1
ENVIRO	Envirotech Systems Ltd	CINCO STOCK VISION LLP	BUY	170000	123.1
ENVIRO	Envirotech Systems Ltd	MULTIPLIER SHARE & STOCK ADVISORS PRIVATE LIMITED	SELL	450000	123.1
ENVIRO	Envirotech Systems Ltd	NEO APEX SHARE BROKING SERVICES LLP	BUY	150000	123.1
ENVIRO	Envirotech Systems Ltd	YUGA STOCKS AND COMMODITIES PRIVATE LIMITED	SELL	200000	123.1
EXCELLENT	Excellent Wires N Pack L	RAGHAV SANDEEP MAHESHWARI	SELL	32000	72.39
EXCELLENT	Excellent Wires N Pack L	TIRUPATI FINCORP LIMITED	SELL	32000	72.2
FIVESTAR	Five-Star Bus Fin Ltd	AWARE SUPER	BUY	960637	800.5
FIVESTAR	Five-Star Bus Fin Ltd	BEST INVESTMENT CORPORATION	BUY	404748	800.5
FIVESTAR	Five-Star Bus Fin Ltd	CBJ AS TRUSTEE FOR SMBCTB EMERGING MARKETS IMPACT MF	BUY	24045	800.5
FIVESTAR	Five-Star Bus Fin Ltd	DENDANA INVESTMENTS MAURITIUS LIMITED	BUY	28270	800.5
FIVESTAR	Five-Star Bus Fin Ltd	FAST EMERGING MARKETS FUND	BUY	60362	800.5
FIVESTAR	Five-Star Bus Fin Ltd	FIDEILITY FUND PACIFIC FUND	BUY	335036	800.5
FIVESTAR	Five-Star Bus Fin Ltd	FIDELITY EMERGING MARKETS FOCUS INSTITUTIONAL TRUST	BUY	23616	800.5

FIVESTAR	Five-Star Bus Fin Ltd	FIDELITY FUND EMERGING MARKETS FUND A/C FIDELITY FUND EMERGING MARKETS	BUY	1314620	800.5
FIVESTAR	Five-Star Bus Fin Ltd	FIDELITY FUNDS - EMERGING MARKETS FOCUS FUND	BUY	1504810	800.5
FIVESTAR	Five-Star Bus Fin Ltd	FIDELITY FUNDS - EMERGING MARKETS FOCUS FUND	BUY	1504810	800.5
FIVESTAR	Five-Star Bus Fin Ltd	FIDELITY FUNDS - SUSTAINABLE EMERGING MARKETS EX CHINA FUND	BUY	6438	800.5
FIVESTAR	Five-Star Bus Fin Ltd	FIDELITY FUNDS.- INDIA FOCUS FUND	BUY	999347	800.5
FIVESTAR	Five-Star Bus Fin Ltd	FIDELITY GLOBAL EMERGING MARKETS FUND	BUY	132568	800.5
FIVESTAR	Five-Star Bus Fin Ltd	FIDELITY GLOBAL EMERGING MARKETS FUND	BUY	328764	800.5
FIVESTAR	Five-Star Bus Fin Ltd	FIDELITY INDIA FUND	BUY	67996	800.5
FIVESTAR	Five-Star Bus Fin Ltd	FIDELITY INSTITUTIONAL FUNDS ICVC EMERGING MARKETS FUND	BUY	767663	800.5
FIVESTAR	Five-Star Bus Fin Ltd	FIDELITY MGMT AND RESEARCH CO A/C FIDELITY KOREA INDIA EQUITY INVESTMENT TRUST MOTHER	BUY	51743	800.5
FIVESTAR	Five-Star Bus Fin Ltd	FIDELITY RUTLAND SQUARE TRUST II STRATEGIC ADVISERS FID EMG MARKETS FUND	BUY	760617	800.5
FIVESTAR	Five-Star Bus Fin Ltd	FIDELITY RUTLAND SQUARE TRUST II: STRATEGIC ADVISERS EMERGING MARKETS FUND	BUY	124773	800.5
FIVESTAR	Five-Star Bus Fin Ltd	GENESIS EMERGING MARKETS FUND LIMITED	BUY	304553	800.5
FIVESTAR	Five-Star Bus Fin Ltd	HELABA INVEST KAPITALANLAGEGESELLSCHAFT MBH ON BEHALF OF HI-KAPPA-FONDS	BUY	35193	800.5
FIVESTAR	Five-Star Bus Fin Ltd	HELABA INVEST KAPITALANLAGEGESELLSCHAFT MBH ON BEHALF OF HI-SZVA-FONDS	BUY	53889	800.5
FIVESTAR	Five-Star Bus Fin Ltd	INTERNATIONAL BANK FOR RECONSTRUCTION AND DEVELOPMENT	BUY	30983	800.5
FIVESTAR	Five-Star Bus Fin Ltd	INTERNATIONAL BANK FOR RECONSTRUCTION AND DEVELOPMENT	BUY	50938	800.5
FIVESTAR	Five-Star Bus Fin Ltd	INTERNATIONAL BANK FOR RECONSTRUCTION AND DEVELOPMENT	BUY	310641	800.5
FIVESTAR	Five-Star Bus Fin Ltd	INTERNATIONAL MONETARY FUND	BUY	520180	800.5
FIVESTAR	Five-Star Bus Fin Ltd	JANA EMERGING MARKETS SHARE TRUST	BUY	61205	800.5
FIVESTAR	Five-Star Bus Fin Ltd	LGT SELECT FUNDS-LGT SELECT EQUITY EMERGING MARKETS	BUY	170034	800.5
FIVESTAR	Five-Star Bus Fin Ltd	MARWADI CHANDARANA INTERMEDIARIES BROKERS PRIVATE LIMITED	BUY	1733000	807.85
FIVESTAR	Five-Star Bus Fin Ltd	MARWADI CHANDARANA INTERMEDIARIES BROKERS PRIVATE LIMITED	SELL	293000	804.57
FIVESTAR	Five-Star Bus Fin Ltd	NEF AZIONARIO PACIFICO	BUY	100822	800.5
FIVESTAR	Five-Star Bus Fin Ltd	OMNIS PORTFOLIO INVEST ICVC-OMNIS GLOBAL EMERGING MARKETS EQ LEADERS FUND	BUY	521301	800.5
FIVESTAR	Five-Star Bus Fin Ltd	OPTIMIX WHOLESALE GLOBAL EMERGING MARKETS SHARE TRUST	BUY	186774	800.5
FIVESTAR	Five-Star Bus Fin Ltd	PEAK XV PARTNERS INVESTMENTS V	SELL	6493538	800.5
FIVESTAR	Five-Star Bus Fin Ltd	PEAK XV PARTNERS INVESTMENTS V	SELL	6493538	800.5
FIVESTAR	Five-Star Bus Fin Ltd	SAUDI ARABIAN MONETARY AUTHORITY	BUY	1433666	800.5
FIVESTAR	Five-Star Bus Fin Ltd	TPG ASIA VII SF PTE LTD	SELL	7074385	800.5
FIVESTAR	Five-Star Bus Fin Ltd	TPG ASIA VII SF PTE LTD	SELL	7074385	800.5
FIVESTAR	Five-Star Bus Fin Ltd	TT EM EX CHINA EQUITY FUND	BUY	20805	800.5
FIVESTAR	Five-Star Bus Fin Ltd	TT EMERGING MARKETS EQUITY FUND	BUY	209689	800.5
FIVESTAR	Five-Star Bus Fin Ltd	TT EMERGING MARKETS OPPORTUNITIES FUND	BUY	30566	800.5
FIVESTAR	Five-Star Bus Fin Ltd	TT EMERGING MARKETS OPPORTUNITIES FUND II LIMITED	BUY	391958	800.5
FIVESTAR	Five-Star Bus Fin Ltd	TT EMERGING MARKETS UNCONSTRAINED FUND	BUY	882931	800.5
FIVESTAR	Five-Star Bus Fin Ltd	TT HORIZON OPPORTUNITIES FUND LIMITED	BUY	337563	800.5
FIVESTAR	Five-Star Bus Fin Ltd	TT SUSTAINABLE EM EQUITY FUND	BUY	18179	800.5
GATECH	GACM Technologies Limited	VIKRAMBHAI GOKALBHAI CHAUDHARI	SELL	7600000	0.94

GRANULES	Granules India Limited	SIXTEENTH STREET ASIAN GEMS FUND	SELL	1400000	547.14
JALAN	Jalan Transolu. India Ltd	PARTHA PRATIM ROYCHOWDHURY	SELL	114000	5.16
KAMOPAINTS	Kamdhenu Ventures Limited	SMITAL SURESH THAKKAR	SELL	1941964	58.32
KRIKA	Kritika Wires Limited	SHRUTI MOHTA	BUY	1700000	20.26
MCLEODRUSS	Mcleod Russel India Limit	SANTOSH KUMAR GARG	SELL	740497	27.11
MOS	Mos Utility Limited	AG DYNAMIC FUNDS LIMITED	BUY	269600	370
MOS	Mos Utility Limited	BRIDGE INDIA FUND	BUY	549600	370
MOS	Mos Utility Limited	KURJIBHAI PREMJBHAI RUPARELIYA	SELL	2892800	370.01
MOS	Mos Utility Limited	MINERVA VENTURES FUND	BUY	268800	369.98
MOS	Mos Utility Limited	NEXPACT LIMITED	BUY	144800	370
MOS	Mos Utility Limited	SAINT CAPITAL FUND	BUY	1540000	370
MUKTAARTS	Mukta Arts Ltd	RAJU NANIKRAM NANWANI	SELL	118500	111.77
NDL	Nandan Denim Limited	BRIJMOHAN D CHIRIPAL	SELL	12500000	7
ORIENTTECH	Orient Technologies Ltd	SHYAMSAKHA BROKING SERVICES PRIVATE LIMITED	SELL	250000	285.76
SSFL-RE	Srivari Spices and Foods	MANISH LALWANI	BUY	7500	55.17
SSFL-RE	Srivari Spices and Foods	NEIHAA RATHI	SELL	59200	58.03
SGIL-RE	Synergy Green Ind. Ltd	CHAITANYA GADIA	BUY	10000	71.8
SGIL-RE	Synergy Green Ind. Ltd	GAUTAM GULAB VASWANI	BUY	9000	70
SGIL-RE	Synergy Green Ind. Ltd	GLANCE FINANCE LTD	BUY	24000	75
SGIL-RE	Synergy Green Ind. Ltd	HARSHA R CHOUDHARI	BUY	7800	73.5
SGIL-RE	Synergy Green Ind. Ltd	IMRAN AKBARALI RUPANI	BUY	18000	67
SGIL-RE	Synergy Green Ind. Ltd	KANTA DEVI SAMDARIA	BUY	10000	69.05
SGIL-RE	Synergy Green Ind. Ltd	PRASHANT KOTHARI	BUY	30000	70.5
SGIL-RE	Synergy Green Ind. Ltd	RAJIV RAGHUNATH PHADKE	BUY	20000	73.5
SGIL-RE	Synergy Green Ind. Ltd	S B RESHELLERS PRIVATE LIMITED	SELL	339132	70.16
SGIL-RE	Synergy Green Ind. Ltd	VENDAVAGALI SHRINIVASA REDDY	SELL	74834	68.33
VLEGOV	VL E Gov and IT Sol Ltd	NAVRATRI SHARE TRADING PRIVATE LIMITED .	BUY	540000	152.5
VLEGOV	VL E Gov and IT Sol Ltd	S I INVESTMENTS ## BROKING PVT.LTD	BUY	1000000	152
ZEEMEDIA	Zee News Limited	NORTH STAR OPPORTUNITIES FUND VCC-BULL VALUE INCORPORAT	BUY	4345000	18.62

**Disclosure:**

Research Reports that are published by Nirmal Bang Securities Private Limited (hereinafter referred to as "NBSPL") are for private circulation only. NBSPL is a registered Research Analyst under SEBI (Research Analyst) Regulations, 2014 having Registration no. INH000001766. NBSPL is also a registered Stock Broker with National Stock Exchange of India Limited, BSE Limited, Metropolitan Stock Exchange of India Limited, Multi Commodity Exchange of India Limited and , National Commodity and Derivative Exchange Limited in Capital Market , Equity and Commodities derivatives segments and Currency Derivatives Segment .

NBSPL has other business divisions with independent research teams separated by Chinese walls, and therefore may, at times, have different or contrary views on stocks and markets.

NBSPL or its associates have not been debarred / suspended by SEBI or any other regulatory authority for accessing / dealing in securities Market since last 20 years. NBSPL, its associates or analyst or his relatives do not hold any financial interest (Except Investment) in the subject company. NBSPL or its associates or Analyst do not have any conflict or material conflict of interest at the time of publication of the research report with the subject company. NBSPL or its associates or Analyst or his relatives may or may not hold beneficial ownership of 1% or more in the subject company at the end of the month immediately preceding the date of publication of this research report.

NBSPL or its associates / analyst has not received any compensation / managed or co-managed public offering of securities of the company covered by Analyst during the past twelve months. NBSPL or its associates have not received any compensation or other benefits from the company covered by Analyst or third party in connection with the research report. Analyst has not served as an officer, director or employee of Subject Company. NBSPL / analyst has not been engaged in market making activity of the subject company.

**Analyst Certification:** The research analysts and authors of these reports, hereby certify that the views expressed in this research report accurately reflects my/our personal views about the subject securities, issuers, products, sectors or industries. It is also certified that no part of the compensation of the analyst(s) was, is, or will be directly or indirectly related to the inclusion of specific recommendations or views in this research. The analyst(s) principally responsible for the preparation of this research report and has taken reasonable care to achieve and maintain independence and objectivity in making any recommendations.

**Disclaimer:**

The Research Report is for the personal information of the authorized recipient and does not construe to be any investment, legal or taxation advice. NBSPL is not soliciting any action based upon it. Nothing in the research report shall be construed as a solicitation to buy or sell any security or product, or to engage in or refrain from engaging in any such transaction. In preparing the research report, we did not take into account the investment objectives, financial situation and particular needs of the reader.

The research report has been prepared for the general use of the clients of NBSPL and must not be copied, either in whole or in part, or distributed or redistributed to any other person in any form. If you are not the intended recipient you must not use or disclose the information in the research report in any way. Though disseminated to all the customers simultaneously, not all customers may receive the research report at the same time. NBSPL will not treat recipients as customers by virtue of their receiving the research report. The research report is not directed or intended for distribution to or use by any person or entity resident in a state, country or any jurisdiction, where such distribution, publication, availability or use would be contrary to law, regulation or which would subject NBSPL & its group companies to registration or licensing requirements within such jurisdictions.

The report is based on the information obtained from sources believed to be reliable, but we do not make any representation or warranty that it is accurate, complete or up-to-date and it should not be relied upon as such. We accept no obligation to correct or update the information or opinions in it. NBSPL or any of its affiliates or employees shall not be in any way responsible for any loss or damage that may arise to any person from any inadvertent error in the information contained in the research report. NBSPL or any of its affiliates or employees do not provide, at any time, any express or implied warranty of any kind, regarding any matter pertaining to this report, including without limitation the implied warranties of merchantability, fitness for a particular purpose, and non-infringement. The recipients of the research report should rely on their own investigations.

This information is subject to change without any prior notice. NBSPL reserves its absolute discretion and right to make or refrain from making modifications and alterations to this statement from time to time. Nevertheless, NBSPL is committed to providing independent and transparent recommendations to its clients, and would be happy to provide information in response to specific client queries.

Before making an investment decision on the basis of research report, the reader needs to consider, with or without the assistance of an adviser, whether the advice is appropriate in light of their particular investment needs, objectives and financial circumstances. There are risks involved in securities trading. The price of securities can and does fluctuate, and an individual security may even become valueless. International investors are reminded of the additional risks inherent in international investments, such as currency fluctuations and international stock market or economic conditions, which may adversely affect the value of the investment. Opinions expressed are subject to change without any notice. Neither the company nor the director or the employees of NBSPL accept any liability whatsoever for any direct, indirect, consequential or other loss arising from any use of the research report and/or further communication in relation to the research report. Here it may be noted that neither NBSPL, nor its directors, employees, agents or representatives shall be liable for any damages whether direct or indirect, incidental, special or consequential including lost revenue or lost profit that may arise from or in connection with the use of the information contained in the research report.

Copyright of this document vests exclusively with NBSPL.

Our reports are also available on our website

Registration granted by SEBI and certification from NISM in no way guarantee performance of NBSPL or provide any assurance of returns to investors.

**Nirmal Bang Research (Division of Nirmal Bang Securities Pvt. Ltd.)**

B-2, 301/302, Marathon Innova,  
Opp. Peninsula Corporate Park  
Off. Ganpatrao Kadam Marg  
Lower Parel(W), Mumbai-400013  
Board No. : 91 22 6723 8000/8001  
Fax. : 022 6723 8010